



CLEMONS CONCRETE COATINGS

SUPER COLOR


Decorative Color For Exterior Concrete

SUPER COLOR transforms exterior plain concrete into attractive decorative concrete without the harsh chemicals, tedious process, and expense of acid-based chemical staining.

SUPER COLOR is a concentrated stain that dilutes in acetone. Beginning with a properly prepared surface, these stains can be applied and sealed in as little as one day, minimizing down-time. The semi-transparent properties allow the variations in the substrate to enhance the final look.

Choose from 13 stock colors or faux finishing multiple colors to create your own unique effect.

- ★ Concentrated
- ★ Exterior Color
- ★ UV Stable
- ★ Mixes with Acetone
- ★ 13 Colors
- ★ Fast Dry Time
- ★ Fast Mixing



JAVA




PAINTED DESERT




GILDED




CACTUS




HICKORY




SMOKE




TUMBLEWEED




AMARILLO




RED ROCK




FROST



CANYON



MIDNIGHT



SALTILLO

For more information: www.clemonsconcretecoatings.com

SUPER COLOR

TOOLS & MATERIALS REQUIRED

- ★ Acetone resistant pump sprayer with conical tip
- ★ Absorbent cloth or small container to catch drips
- ★ Painter's masking tape
- ★ Plastic sheeting
- ★ Synthetic-bristle brush (optional)
- ★ Acetone for dilution and cleanup

TEST BEFORE PROCEEDING

Test an inconspicuous area to be sure that concrete accepts stain and color meets expectation before proceeding. Test for water seep by taping plastic on one square foot of floor. Remove plastic the following day. If floor is wet, you should not stain and seal floor.

SURFACE PREPARATION

The concrete should be at least four weeks old, free from all debris, and clean. Dusty concrete surfaces are not suitable for coating application. Concrete must be porous enough to accept water. Dense concrete surfaces may require mechanical preparation to accept stain. The surface should be free of dirt and oil. Clean up with Clemons **ETCH & CLEAN** followed with Clemons **CLEANER DEGREASER NEUTRALIZER**. Rinse with clean water. If possible power wash the surface at 3000 psi. Allow the surface to dry 24 hours before applying the stain. All walls, columns, or other items/areas that you do not want to color should be masked using painter's tape and plastic sheeting. This will protect the items from overspray. Always do a test spot in an inconspicuous area before proceeding.

STAIN PREPARATION

SUPER COLOR concentrate should be added to one gallon of acetone in sprayer. Use acetone to completely rinse all of the color concentrate from bottle. Mix the two ingredients thoroughly.

APPLICATION

Apply with drip-less, acetone-resistant pump sprayer using a conical, fine spray tip. Keep sprayer 6-8 inches from concrete during application to avoid dry fall. Small areas can be brushed using a circular motion to avoid brush strokes. Take care to maintain a wet edge to avoid lines, and avoid puddling **SUPER COLOR**. Avoid drips. If not using a drip-less sprayer, tape a piece of cloth or a small container to the sprayer body to catch drips while not spraying the material. Place the tip of the spray wand on the cloth or into the small container immediately after releasing the spray handle. Apply the stain uniformly to obtain a more uniform final appearance. Apply in a random, circular motion with some overlapping to generate a mottled look that more closely resembles acid stain. Colors may be blended to produce a large palette, or applied over a base color for a unique look. Depending on the depth of color that is desired, coverage rates will vary. Mix **SUPER COLOR** periodically during application to keep from settling. Spray tip must be no more than 8" from floor to avoid dry fall.

SUPER COLOR HOW TO VIDEO please visit www.ccc-usa.com

COVERAGE RATE

Approximately 200 square feet per gallon for plain concrete, depending on porosity and depth of color desired. More material may be required for more porous surfaces or deeper coloration.

SEALING

Sealing can begin as soon as 30 minutes after **SUPER COLOR** application. Spray apply the first coat of sealer to lock in color. Clemons **SUPREME SEAL-25** is recommended. **SUPER SEAL A-COAT** is a low odor water-based alternative. Clean sealed floors with water only.

NOTE: Not for use when polishing concrete. Use **SUPER DYE** for color when polishing concrete.

TECHNICAL DATA

VOC: <120 g/L
Flash Point: 0° to 114° F
DOT: UN1263/Paint/3/PGII

HMIS

Health	1	Flammability	2
Reactivity	0	Protection	B

DISCLAIMER: Since manufacturer has no control over handling, use or storage; no guarantee expressed or implied, is offered. The suitability of the product for use shall be solely up to the user. Manufacturer retains the right to venue.

Made in USA

CLEMONS CONCRETE COATINGS

505 Cave Road ★ Nashville TN 37210 ★ www.ccc-usa.com ★ Tel: 615-872-9099 ★ Fax: 615-872-9052