



# CLEMONS CONCRETE COATINGS

## SUPER SEALER STAINS

### Solid Color & Semi-Transparent Sealers For Concrete

For Glossy Clear Finish, Apply Final Coat With Top Coat




**TILE RED**



**WALNUT**



**BLACK**



**HAZY BLUE**



**HARVEST**



**BRICK**



**NUTMEG**



**CHARCOAL**



**BATTLESHIP**




**ADOBE BUFF**




**TERRA COTTA**




**AUTUMN**



**DARK GRAY**



**PEACH**




**COOL WHITE**




**MAPLE**



**SAND BUFF**



**STORM GRAY**



**KHAKI**




**ANTIQUE WHITE**



**FIESTA**




**SANDSTONE**



**PEWTER**



**SABLE**




**WHITE**



**DESERT TAN**




**SUN BUFF**



**SLATE**



**NEW GRAY**



**BRUNETTE**

For more information: [www.clemonsconcretecoatings.com](http://www.clemonsconcretecoatings.com)

# SUPER SEALER STAINS

## DESCRIPTION

Super Sealer Stain is a solvent-based pure acrylic resin stain formulated especially for concrete. When applied properly it resists cracking, chipping, and peeling. It dries to a semi-gloss and resists oils, detergents, acids, salts, and other chemicals. It dust-proofs and aids clean-up. Super Sealer Stain is packaged in 1-gallon and 5-gallon containers. For added protection and depth of gloss, finish with clear TOP COAT.

## GENERAL USES

- ★ Apply to fully-cured concrete
- ★ Interior and exterior surfaces (good ventilation and etching of concrete is required for interior applications)
- ★ Broomed/textured finishes
- ★ Smooth-troweled finishes (pre-etching required)

## FEATURES

- ★ Penetrates the surface for a good bond and uniform appearance
- ★ Quick-drying and seals and protects the surface
- ★ Resistant to most oils and greases and rejuvenates old concrete
- ★ Water resistant and hides "undesirable" appearances

## PREPARATION

Surfaces must be cleaned prior to application. If oily, clean with Clemons DEGREASER NEUTRALIZER. Etch concrete with Clemons ETCH & CLEAN. Rinse thoroughly. Allow a day to dry. Sample a spot before proceeding to ensure color and compatibility are acceptable. Concrete should be fully cured for 28 days. Apply Super Sealer Stain to cured concrete

## APPLICATION

Apply the coating with an airless sprayer or roller. Brushes may be used to cut in tight areas. One coat will yield an opaque finish, and two coats will give a glossier, painted look. For a clear glossy finish, apply TOP COAT. For garages and other interior concrete floors, applying SUPER WAX will add slip resistance and protect from scratching. Cross roll to avoid lap lines. Box cans by mixing cans during application to ensure consistent color.

## COVERAGE RATES

<u>Finish</u>	<u>1st Coat (Square Feet) per gallon</u>	<u>2nd Coat (Square Feet) per gallon</u>
Broom swept	200	250
Stamped	200	250
Smooth trowel	250	300

Note: The concrete's texture and porosity will affect the coverage rates. Therefore, coverage rates are approximate.

## CLEANUP

Clean tools with A1 Solvent or Xylene.

## TECHNICAL INFORMATION

Solids:	38%	Pounds/Gallon: 8.9
Tack-free:	@ 73°F, 50% RH; 1 hour	Recoat Time: 3-4 hours
Foot Traffic:	24 hours	Vehicle Traffic: 48 Hours
VOC content (Federal): Low	<600 g/L	Flashpoint: 106°F
VOC (OTC, LADCO): Ultra	<400 g/L	Flashpoint: 109°F
Low VOC (OTC II, CARB):	<100 g/L	Flashpoint: 109°F

NOTE: Gasoline and other auto parts cleaners containing hot solvents will melt stain. Wiping will smear stain. Allow to dry. Either leave be for protection or recoat with stain for best appearance. If floor will be regularly exposed to chemicals, it is highly recommended that you test a spot before proceeding with whole floor.

**DISCLAIMER:** Since manufacturer has no control over handling, use or storage; no guarantee expressed or implied, is offered. The suitability of the product for use shall be solely up to the user. Manufacturer retains the right to venue.

Made in USA

**CLEMONS CONCRETE COATINGS**

505 Cave Road Nashville TN 37210 ★ www.ccc-usa.com ★ Tel: 615-872-9099 ★ Fax: 615-872-9052